

All Directional Wash Brush



Excellent for delicate paint jobs or high gloss gel coat. Special star shaped strands aid in maintaining soap and water during brushing.

Part #	Description
306815	Brush: 10" W/3 Staff Holes, Wash, All Directional

Truck Stack Brush



Natural fiber bristles for truck smoke stacks, fender wells and wheels. Extremely acid resistant. Not to be used on painted surfaces.

Part #	Description
306845	Brush: Truck Stack Medium
306850	Brush: Truck Stack Large

Hi-Lo Truck Brush



Multi-surface, bi-level design. Ultra soft flagged for delicate areas. Chemical and high heat resistant.

Part #	Description
306830	Brush: 10" Bi-Level Design

Acid Wash Brush



Acid resistant bristles formulated for the toughest jobs.

Part #	Description
306820	Brush: 10" Acid Wash

Acid Wash Brush



Soft, flagged synthetic fill. For use on windows, cars, vans, trucks, boats and siding. Clear coat safe. 1 threaded hole.

Part #	Description
306825	Brush: 10" w/Bumper, Soft Flagged Synthetic

Brush Handles

With acme threaded tips.



306835



306840

Part #	Description
306835	Handle: Brush, 2 Section 6'-12' Fiberglass
306840	Handle: Brush, 59" Fiberglass

BRUSHES & BRUSH ACCESSORIES

Polystyrene Wash Brush



Yellow bristle brushes made of polystyrene, a soft flagged bristle excellent for washing trucks, cars or RVs. Polystyrene is a superior bristle that maintains its original shape longer.

Part #	Description
306850	Brush: 14" 1 Thread 1 Taper Hole
306860	Brush: 18" 2 Threaded Holes
306880	Brush: 24" 2 Threaded Holes

Telescoping Adjustable Handles

Telescoping Adjustable Handle Poles for Dip Brushes.



All Fiberglass



Aluminum/Fiberglass



All Aluminum

Part #	Description
306875	Telescoping Handle: All Fiberglass 4' to 8'
306879	Telescoping Handle: All Fiberglass 6' to 11'
306885	Telescoping Handle: All Fiberglass 8' to 15'
306835	Telescoping Handle: Aluminum/Fiberglass 6' to 12'
306890	Telescoping Handle: Aluminum/Fiberglass 6' to 18'
306895	Telescoping Handle: Aluminum/Fiberglass 9' to 23'
306900	Telescoping Handle: All Aluminum 4' to 8'
306905	End Piece: All Aluminum

Brush Handles

Handle Poles for Dip Brushes.
Non-telescoping.


Wood with Wood Tip



Wood with Metal Tip



Steel with Metal Tip



Fiberglass with Plastic Tip




Fiberglass with Metal Tip



Part #	Description
306845	Non-Telescoping Handle: 5' Wood with Wood Tip
306849	Non-Telescoping Handle: 6' Wood with Wood Tip
306855	Non-Telescoping Handle: 6' Wood with Metal Tip
306859	Non-Telescoping Handle: 5' Steel with Metal Tip
306865	Non-Telescoping Handle: 5' Fiberglass with Plastic Tip
306869	Non-Telescoping Handle: 6' Fiberglass with Plastic Tip
306840	Non-Telescoping Handle: 59" Fiberglass with Metal Tip


Stainless Steel Brush Holder

Unique brush handle holder features rubber wheels that grip handles and hold firmly in place. One or two holders can be used for vertical mounting. Two holders would be required for horizontal mounting. Wall bracket is stainless steel and has pre-drilled holes for mounting.



Part #	Description
306955	Stainless Steel Brush Holder; 5" x 1-1/2"
306960	Stainless Steel Brush Holder; 4" x 7"

Stainless Steel Handle Holder




Unique brush handle holder features rubber wheels that grip handles and hold firmly in place. One or two holders can be used for vertical mounting. Two holders would be required for horizontal mounting. Wall bracket is stainless steel and has pre-drilled holes for mounting.

Part #	Description
306950	Stainless Steel Handle Holder

Hose Hooks

For hanging foam brush and high pressure hoses, foam brushes or foam brush handle assemblies. Can be used to neatly attach hoses to the wall to keep them out of the traffic flow. Keeps bays neat and reduces accidental damage. Available in rust resistant plastic coating or stainless steel construction. All hooks are standard with pre-drilled mounting holes.



Part #	Description
306965	Wall/Hose Hook; Stainless Steel "J" Hook
306970	Wall/Hose Hook; Stainless Steel Deep Wall Hook