

KÄRCHER

makes a difference



PRESSURE WASHERS

 **Lorchem
Technologies, Inc.**

1150 Davis Road, Suite J • Elgin, IL 60123
(800) 788-8867 • info@lorchem.com • www.lorchem.com

We Know How To Get Things **CLEAN**

PRESSURE WASHER ACCESSORIES

A+ Surface Cleaner



Fast, even cleaning for large flat surfaces. Quickly cleans concrete & asphalt, and removes grime and deposits from tennis courts, ramps, and decks. Also great for factory floors, semi-trailer floors & drive-throughs. Cleans better and faster than spray wand alone, with no striping. Use with hot or cold water. Handles water up to 212° F to disinfect bathrooms and kitchens. Safety lock prevents accidental spraying.

- Two spinning nozzles 'floats' cleaner above the ground
- Circular design allows a zero wall clearance
- Stainless steel housing and handle
- Comfort Grip trigger handle
- 3/8" male quick connector plugs into your pressure washer's hose
- Reduces overspray on walls, landscaping, and operator
- Comes with two #2.0, 1/8" nozzles (for machines up to #4.0 nozzles), 25° nozzles rated up to 8 GPM & 4000 PSI
- Requires at least 3 GPM & 2000 PSI



Part No	Description
8.753-572.0	A+SC21 Rotary Surface Cleaner, 21"
8.753-573.0	A+SC24 Rotary Surface Cleaner, 24"
8.753-597.0	Swivel for 21" and 24"

Whisper Wash Flat Surface Cleaners

- Saves labor, fuel and water
- Balanced spray bar
- Eliminates overspray and zebra striping
- Quick connection
- Use with conventional pressure washers
- 2,000-4,000 PSI
- Use with cold or hot waterR
- 2500 RPM

Applications:

- Service stations
- Public facilities
- Driveways
- Pool and patio decks
- Restaurants
- Sidewalks
- Warehouse floors
- Gondolas
- School yards
- Loading docks
- Stadiums
- And lots more!!
- Parking lots
- Marina docks

The "Maxima 36"

- Portable breakaway handle
- 212°F
- 4-10 GPM
- 2500 RPM
- Dimensions: Cover: 36", Handle: 77"
- Weight 37 lbs
- Uses 1/4" nozzle



Part No	Original No.	Description
8.710-089.0	343636	Maxima 36

Whisper Wash Flat Surface Cleaners – continued

Ground Force

- Flip and fold handle
- Choice of two or four nozzles
- Rebuildable swivel
- 212°F
- 4-10 GPM
- Dimensions: 24" x 60" x 9"
- Weight: 29 lbs
- Uses 1/4" nozzle



Part No	Old No.	Description
8.710-076.0	343608	Ground Force

The "Big Guy"

- Powder-coated aluminum housing
- Oversized, self-lubricating twin thrust bearings
- Choice of two or four nozzles
- 10" pneumatic tires, 4" caster
- Crafted with durable stainless-steel and aircraft aluminum
- 212°F
- 4-10 GPM
- Dimensions: 28" x 44" x 12"
- Weight: 48 lbs
- Uses 1/4" nozzle



Part No	Old No.	Description
8.710-074.0	343606	Whisper Wash Big Guy Two Nozzles
8.710-075.0	343607	Whisper Wash Big Guy Four Nozzles
8.750-604.0	092110	Swivel, Complete Big Guy and Classic
8.701-879.0	092105	Repair Kit, Seal, Big Guy and Classic
8.701-874.0	092101	Spraybar, 4 Nozzle, Big Guy
8.701-876.0	092102	Spraybar, 2 Nozzle, Big Guy

The Classic

- Portable breakaway handle
- ABS Housing
- 2" nylon brush
- 212°F
- 4-10 GPM
- Dimensions: 19" x 77" x 12"
- Weight: 28 lbs
- Uses 1/4" nozzle



Part No	Original No.	Description
8.710-073.0	343605	Whisper Wash Classic
8.750-604.0	092110	Swivel, Complete Big Guy and Classic
8.701-879.0	092105	Repair Kit, Seal, Big Guy and Classic

Whisper Wash Flat Surface Cleaners – continued

The Ultra Clean WW

- ABS Housing
- Four 3" casters
- Powder-coated handle
- Dimensions: 19" x 43" x 9"
- 185°F
- 3-6 GPM
- 2500 RPM
- Weight: 23 lbs
- Uses 1/4" nozzles



Part No	Original No.	Description
8.710-072.0	343604	Whisper Wash Ultra Clean WW

The Ultra Clean HC

- ABS Housing
- 2" nylon brush
- Powder-coated handle
- Dimensions: 16" x 43" x 9"
- 185°F
- 3-6 GPM
- Weight: 19 lbs
- Uses 1/4" nozzles



Part No	Original No.	Description
8.710-071.0	343603	Whisper Wash Ultra Clean HC

Repair Kits

Part No	Original No.	Description
8.701-879.0	092105	Seal Kit; Classic, Big Guy and Ground Force
8.701-882.0	092108	Seal Kit; Ultra Clean
8.701-883.0	092109	Complete Swivel Kit; Ultra Clean
8.750-604.0	092110	Complete Swivel Kit; New Style Classic, Big Guy and Ground Force
8.707-653.0	251119	2.5 x 25" 1/4" Nozzle Fits All Models

Mosmatic Gun Swivel



Mounts to your high-pressure gun or lance for an easy turning, low-maintenance gun swivel

- 4000 PSI
- 250°F
- 30 RPM



Part No	Original No.	Description
8.712-467.0	421057	1/4" MPT / 1/4" FPT Gun Swivel
8.712-466.0	421056	3/8" MPT / 3/8" FPT Gun Swivel

Mosmatic Surface Cleaners and Duct Cleaner



Turbo Surface Cleaner

Delivers high-pressure performance with low maintenance for any hot or cold pressure washer. Completely stainless-steel design makes this the toughest surface cleaner available in the pressure-cleaning market.

Swiss-engineered with high RPM swivel features reinforced self-lubricated stainless-steel ball bearings and dual spring-based carbide seal bushings for long-lasting operation under tough conditions.

- 4000 PSI
- 250°F
- 6.5 lbs



Ideal for pressure washer contractor to clean walls, ceilings, public facilities, tile floors and other hard-to-reach areas. Uses 1/8" meg 1503 nozzles.

- 4000 PSI
- 250°F
- 2 lbs
- Inlet Ports 3/8" NPTF

Duct Cleaner

Designed as an accessory for use with high-pressure pumps or pressure washers. Cleans ducts, chutes, vents, restaurant exhausts, tanks, etc.

- 4000 PSI
- 250°F
- 9 lbs
- 12" stainless-steel



Self-rotating and feeding stainless-steel triple bearing system for constant easy turning. Nozzle holders are 1/8" NPTF. Nozzles are sold separately.

12" Surface Cleaner

Designed for effortless cleaning of small areas, including walls and angled surfaces. High RPM swivel with integrated toggle joint and adjustable tension system.



Part No	Original No.	Description	PSI
8.712-284.0	411171A	Turbo Cleaner – 8"	4000
8.712-285.0	411172	Toggle Joint KGK	4000
8.712-280.0	411156	Duct Cleaner TXR-2s, Adjustable	4000
8.712-279.0	411155	Duct Cleaner TXR-2s, Fixed	4000
8.749-911.0		Surface Cleaner – 12"	4000

PRESSURE WASHER ACCESSORIES

Surface Cleaner Nozzle Recommendation

Determine the correct nozzle size for the pressure washer being used with the surface cleaner. Never use a smaller size nozzle as this will prematurely wear out the unloader valve on the pressure washer. The Legacy Undercarriage Cleaner and A+ Surface Cleaners come supplied with nozzles, for other surface cleaners, nozzles must be purchased separately. Threaded nozzles are listed on pages 163-164 of the catalog, to determine your pressure washer nozzle size refer to chart on page 161. Contact your RSM on other sizes or surface cleaner spray bars that use 4 nozzles or other sizes.

Pressure Washer Nozzle Size		15° x 1/4" MPT	25° x 1/4" MPT
# 3.5 and # 4.0	2 each	#2.0	#2.0
#4.5 and # 5.0	2 each	#2.5	#2.5
# 5.5 and # 6.0	2 each	#3.0	#3.0
# 6.5 and # 7.0	2 each	#3.5	#3.5
# 7.5 and # 8.0	2 each	#4.0	#4.0

Mosmatic Roof Cleaner

Industrial-quality tool specially designed for efficient, high-pressure roof cleaning while keeping the operator in a safe area.

- 21"
- 4000 PSI
- 250°F
- 31.9 lbs.
- Pressure gauge
- Ball valve
- Adjustable wheels (height and width)
- Safety eye connection for rope or cable
- Two 1/8" nozzles sold separately



Part No	Description
8.749-910.0	Mosmatic Roof Cleaner

"Cyclone" Rotary Flat Surface Cleaner



- 4 - 6 GPM
- 2000 - 4000 PSI
- 200°F
- Polyethylene housing
- Collapsible handle
- Pneumatic tires
- 20" diameter surface cleaning
- Up to 5 gpm
- Weight: 35 lbs

Part No.	Original No.	Description
8.710-073.0		Classic Rotary Surface Cleaners (yellow)
8.710-074.0	630853	"Big Guy" Rotary Surface Cleaners
8.903-608.0	30-587	"Cyclone" Surface Cleaners

Undercarriage Cleaner

- No more crawling under a vehicle
- Simply connect to your hot or cold water pressure washer
- Easy to handle and maneuver
- Removes road grime, fuel and oil contaminants
- Removes snow sludge and ice
- Provides a clean, working environment for technicians
- Stainless-steel rotating assembly built to withstand pressures up to 4000 PSI and 250°F
- 5.5" required clearance
- Four Nozzles: (2) 0° #2.0, (2) 25° #2.0



Part No	Description
8.749-303.0	Undercarriage Cleaner

Legacy

Oil-Fired Hot Box

Add hot water cleaning economically! Portable water heater add-on for existing cold water pressure washers. Quick Connect to cold water washer, supply fuel and power to Euro-Heat for hot water cleaning applications — USE ONLY WHEN NEEDED and keep the convenience of the portable cold water washer.

- 3000 PSI
- Quick hookup — 3/8" QC inlet / outlet
- Easy service access to burner parts
- Efficient vertical combustion configuration
- Diesel, kerosene, #1 heating oil
- 10" easy-roll tubed pneumatic wheels
- 5-gallon plastic fuel tank
- Compact size — 37" W x 27" L x 39" H
- 36' Ground Fault Interrupter plug
- Thermostat temperature control

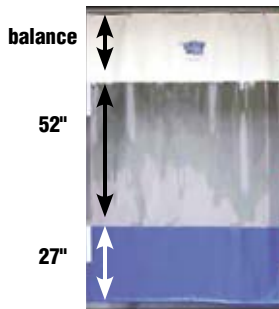



Part No	Original No.	Description
1.103-910.0	HR-5030D	5 GPM / 3000 PSI – 120V

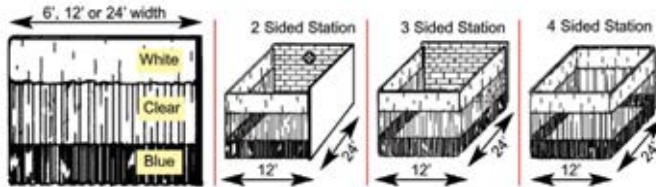
Legacy

Goff's Curtain Walls

Build a Power Wash Cell to meet your needs. Goff's Curtain Walls™ increase useable floor space while controlling overspray, contaminants, climate, and noise levels. Curtain Walls™ glide easily on steel track and dual-wheeled rollerhooks. Made from a combination of 14-oz., heavy-duty, reinforced vinyl and double-polished 20-mil clear PVC material. Reinforced hems and chain-weighted lower hems add durability. Hook and loop fasteners on side hems attach to adjacent panels. Meet NFPA-701 requirements for flame retardancy. Curtains are also rot and mildew resistant. Standard model has a white vinyl top, clear PVC center, and blue vinyl bottom.



- #2 Brass tooth grommets on 1' centers
- 14 oz. reinforced vinyl white top section
- All seams double-locked stitched
- Hook and Loop Fasteners allow adjacent panels to be easily attached to one another
- 20 mil. double-polished clear window
- All sections joined together using mildew/ rot resistant thread
- 14 oz. reinforced colored vinyl section (your choice of over 12 different colors)
- Chain-weighted lower hem



Part No	Original No.	Description	PSI
Single			
9.841-694.0	681133	6' width x 12' high	1500
8.717-007.0	681083	12' width x 8' high	1500
8.717-008.0	681084	12' width x 9' high	1500
8.717-009.0	681086	24' width x 10' high	1500
8.739-486.0	681087	24' width x 12' high	1500

Part No	Original No.	Description	PSI
Station			
9.841-695.0	681145	4-sided x 12' high	1500

Includes hardware, track and rollers (white top, clear center and blue bottom panel)
All 2-, 3- and 4-sided stations are 12' wide x 24' long (see diagram above).

Other sizes available — call for details

Sandblast Kit – Carbide Nozzle Industrial Grade



A Venturi orifice creates a uniform blast pattern, doubles sand velocity and produces up to 45% more work with 20% less sand.

- 5500 PSI max working pressure
- 10 GPM max flow
- 200°F
- 10 lbs.
- Nozzle tips sold separately



Part No	Original No.	Description
8.701-485.0	084079	Sand Blast Kit DWSDBTK

Specifications and product descriptions subject to change without notice.

Self Serve Underbody Wand Assembly



Ideal for rinsing the undercarriage of cars and trucks. Connect directly to a pressure washer gun or lance. Lightweight, the underbody wand assembly rolls easily giving the operator a long reach.

- Ergonomic lance to reduce bending
- Stainless Steel
- Uses 3 threaded MEG Nozzles
- 3000 PSI
- 300° F
- Inlet 1/4"
- Non-weeping



Part No	Description
8.755-257.0	Self Serve Underbody Wand Assembly

Sandblast Nozzles Tips

- Replacement tips for Sandblaster Kit (part no. 8.701-485.0 – Original no. 084079)
- Use 1/4" meg 5° spray tip



Part No	Original No.	Description
8.707-668.0	251159	4.0 x 5° Tip
8.707-685.0	251198	5.0 x 5° Tip
8.707-696.0	251221	5.5 x 5° Tip
8.707-701.0	251237	6.0 x 5° Tip
8.707-709.0	251256	6.5 x 5° Tip

Professional Sandblast Head

- Long-wearing Carbide sand nozzle
- 1/4" FPT water inlet
- 200°F
- 10 GPM
- 3500 PSI
- Sand probe weight 6 oz, length 16"
- Head weight: 13 oz



Nozzle Size	Part No	Original No.
3.5	8.711-242.0	391631
4.0	8.711-243.0	391632
4.5	8.711-244.0	391633
5.0	8.904-403.0	391634
5.5	8.711-245.0	391635
6.0	8.904-404.0	391636

Part No	Original No.	Description
8.711-247.0	391640	Sand Probe
8.901-264.0	121041	1/2" ID Polybraided Tubing, 25'

PRESSURE WASHER ACCESSORIES

Sewer/Tube Cleaning Nozzles



The reverse jets on the fixed and rotary nozzles pull the hose through the tube or sewer line and blast debris from line or tube walls.

- 4200 PSI
- Physically small for cornering ability
- Corrosion-resistant stainless-steel construction
- Orifice size indicated on non-rotating styles
- Backward ports drive the nozzle forward and flush debris
- Forward ports blast into pipe and breaks up clogs and debris
- Rotating style adds extra agitation and surface cleaning

Part No	Old No	Nozzle	Orifice Size	O.D.	Ports
Non-Rotating Sewer Nozzles					
8.710-875.0	373024	1/8"	4.5	.580"	0-forward, 3 back
8.710-874.0	373023	1/8"	5.5	.580"	1-forward, 3 back
8.710-878.0	373027	1/4"	4.5	.730"	1-forward, 3 back
8.710-876.0	373025	1/4"	5.5	.730"	1-forward, 3 back
8.710-877.0	373026	1/4"	6.0	.730"	1-forward, 4 back
8.710-880.0	373029	1/4"	7.5	.730"	1-forward, 4 back
8.710-879.0	373028	1/4"	8.0	.730"	1-forward, 3 back
8.710-881.0	373032	1/4"	12	.730"	1-forward, 3 back
8.710-885.0	373038	3/8"	4.0	.920"	1-forward, 3 back
8.710-884.0	373037	3/8"	5.5	.920"	1-forward, 3 back
8.710-886.0	373039	3/8"	8.5	.920"	1-forward, 4 back
8.710-883.0	373036	3/8"	12	.920"	1-forward, 4 back
8.710-882.0	373035	3/8"	14	.920"	1-forward, 4 back

Part No	Old No	Rotating Nozzle Size	Ports
Rotating Sewer Nozzles			
8.710-899.0	373062	1/8"	5.5 0-forward, 3 back
8.710-898.0	373061	1/4"	5.5 0-forward, 3 back
8.710-900.0	373064	1/4"	8.0 0-forward, 3 back
8.710-887.0	373040	1/4" Duct Clnr*	5.5 0-forward, 2 side

*Duct Cleaner jet to sides instead of reverse



0-forward, 3 back ports



1-forward, 4 back ports



1-forward, 3 back ports

- Rotating sewer nozzle
- Adds extra agitation
- 4000 PSI
- Back Jet Only



0-forward, 3 back ports



0-forward, 2 side ports

Stainless-Steel Sewer Nozzles

- 4100 PSI
- Corrosion-resistant stainless-steel
- One forward orifice
- Three rear orifices



Part No	Original No.	FPT	Size
8.710-905.0	373075	1/8"	5.0
8.710-906.0	373076	1/8"	5.5
8.710-907.0	373077	1/8"	6.0
8.710-908.0	373078	1/4"	6.5
8.710-909.0	373079	1/4"	7.0
8.710-910.0	373080	1/4"	9.5

Water Broom 16"



- 4000 PSI
- Fits any 1/4" wand
- Requires (4) 1/4" nozzles and wand

Part No	Original No.	Description
8.710-082.0	343615	Water Broom 16"

Mat Clamp

- Hang floor mats, scrubber pads, rugs, rags, coveralls, etc., for close-up pressure washing and drying



Part No.	Old No	Description
8.709-071.0	823885	Aluminum Spring Action

Dual-Chemical Systems

- New deep-ribbed yellow casing, stays flexible even in cold temperature
- Hose assembly complete with gun and amphenol connectors pre-wired
- Fully-compatible with Power Blaster, Two-Step, Chemex and most other cold water dual-chemical systems



Part No	Original No.	Description
Complete Hose Assembly		
8.709-044.0	285116	80' R2 Electric (5 wire)
8.709-045.0	285120	100' R2 Electric (5 wire)
Lance Attachment Parts		
8.709-049.0	285136	Female Receiver
8.709-050.0	285137	Male Lance Swivel
8.709-051.0	285138	Retainer Nut
Complete Remote Gun Unit		
8.709-046.0	285125	Gun, Electric
Remote Gun / Hose Parts		
8.709-048.0	285135	Gun Housing
8.709-053.0	285139	Switch P/B
8.709-054.0	285140	Switch, Chemical
8.709-056.0	285142	Switch Plate
8.903-083.0	285144	O-ring, Nipple (Two req'd)
8.903-084.0	285145	O-ring, Nipple (Bags of 50)
8.709-060.0	285175	Swivel Adapter
8.709-061.0	285177	Cord Grip
8.709-063.0	285181	Oetiker clamp
8.709-064.0	285187	Switch – Push Button Trigger
8.709-065.0	285189	Toggle, DPDT (Trig) On/Off/On

Sewer Hose

SUPER FLEXIBLE SEWER LINE HOSE
Hose and couplings have small outside diameter, allowing hose and nozzles to fit through sewer line. Sewer line has Super Tough poly-ether cover over ultra-flexible nylon tube. (1/8" sewer nozzle and hose will operate through many 1-1/2" lines.)



- 160°F
- Nylon tube, poly-ether cover

(Nozzles not included.)

Part No	Original No.	Description
1/8" hose – 4800 PSI, 1/4" inlet / 1/8" outlet		
8.705-601.0	150960	1/8" x 25'
8.705-602.0	150963	1/8" x 50'
8.705-603.0	150964	1/8" x 100'
1/4" Hose – 2600 PSI, 1/4" inlet / 1/4" outlet		
8.705-607.0	150968	1/4" x 50'
8.705-608.0	150970	1/4" x 100'
1/4" Hose – 4400 PSI, 1/4" inlet / 1/4" outlet		
8.705-610.0	150972	1/4" x 50'
8.705-611.0	150973	1/4" x 100'
8.705-613.0	150975	1/4" x 200'

Foot-Controlled Pressure Valve **SUTTNER**

Operators of sewer and tube cleaning equipment need both hands free to feed or retract the hose in the sewer line. Foot-operated valve allows hands-free control.



- Inlet 3/8" – outlet 1/4"
- Brass body – stainless-steel valve
- Steel cover for safety
- Up to 12 GPM
- Up to 5000 PSI

Part No	Original No.	Description	PSI
8.710-134.0	344200	Sewer Cleaner Foot Valve	3000
8.709-972.0	342024*	Foot Valve w/ ST-2305	5000
8.701-657.0	089006	Repair Kit – Foot valve	
8.701-673.0	089850	Repair Kit ST-2305	
8.711-526.0	4-0193	Kit, 25' Hose, #4.5 Nozzle, Foot Valve	

*Heavy gauge steel construction for durability and stability

ST-36 Pit Boss Sludge Sucker **SUTTNER**

Sludge Sucker uses a high-pressure water stream (1000-3000 PSI) to suck the sludge off the bottom of pits or tanks and eject it through a 1-1/2" (15' long) hose to a disposal tank.

The base unit attaches to the end of a pressure washer lance with a quick coupler for extension to the bottom of the pit. Uses a 0° tip for suction / power ejection.

- Uses standard 1/4" MPT nozzle
- Easy to change for different plumbing system flows and pressures



Part No	Original No.	Description
8.711-112.0	376137	ST-35 Pit Boss, 5.5 Nozzle / 15' Hose
8.711-110.0	376126	(Base unit only)

*w/o hose, nozzle or quick coupler (3/8" inlet port)

Drum Pumps

Siphon liquids from higher to lower levels. Simply pump the bellows a few times to prime and start flow. Loosen air lock to stop.

- Drum pump fits 15-, 30- and 55-gallon drums
- Fit 2" bung opening
- Excellent for alkaline and acidic chemicals, diesel fuel, and oils
- Not for use with solvents!



Part No	Original No.	Description
8.704-698.0	118429	Red Hex Head (Heavy-duty)
8.704-696.0	118423	Red Head (Standard duty)
8.704-694.0	118420	Pail Pump (5 Gallon)

PRESSURE WASHER ACCESSORIES

Fiberglass "Super Handles"



- Tough, durable, lightweight
- No cracking, splintering
- No kinks, dents
- Safer around electrical hazards
- Easy-twist cam lock extension
- Super heavy-duty aluminum alloy threads
- Standard 3/4" Acme thread fits: brooms, brushes, utility tools
- Optional reduction adapter for 3/4" to Acme standard

Part No	Original No	Description
Super Handles		
8.709-306.0	306864	48" Length (4 ft.)
8.709-307.0	306865	60" Length (5 ft.)
8.709-308.0	306866	72" Length (6 ft.)
Super-Extension Handles		
8.709-309.0	306868	4 ft. to 8 ft. Ext.
8.709-310.0	306869	6 ft. to 12 ft. Ext.
8.709-311.0	306870	8 ft. to 16 ft. Ext.
8.700-308.0	075271	Threaded Adapter

Drum / Tank Pump – Crank Type

Chemical-resistant, lightweight pump, ideal for dispensing chemicals, pesticides and oils. Polypropylene for most alkalies, dilute acids, pesticides, and most oils and solvents. Ryton for extremely aggressive acids, aromatic and aliphatic hydrocarbons.

- 11 oz per revolution
- 6 GPM @ 70 RPM
- Viton seals
- Polypropylene gasket
- Outlet 3/4" barb two-piece
- 2" bung adapter
- 47" suction tube
- Weight: 2.6 lbs



Part No	Original No	Description
8.704-700.0	118435	Polypropylene Pump (Standard)
8.704-701.0	118438	Ryton Pump (Deluxe)
8.700-526.0	076975	Replacement Handles

Drum Tool Accessories

The indispensable tools.

Part No	Original No	Description
8.712-534.0	449339	Drum Plug Wrench
8.704-689.0	118400	Lid-Off
8.704-691.0	118404	Funnel, 7" x 10"
8.704-692.0	118407	3/4" Faucet
8.704-693.0	118408	2" Faucet
Load Cincher Tie Downs		
8.707-473.0	249938	7/8" x 5-1/2' (Non-Ratchet) "Quick Lock"
8.707-474.0	249939	1" x 15' (Ratchet) "Tight Lock"

Brushes



Rotating Brush – Natural Bristle (soft) used for painted surfaces. Nylon Bristle (stiff) used for removing scum and grime on fiberglass boats, etc.

- Internal nozzle = size 20
- 8 GPM

Part No	Original No	Description
Brush Unit Complete		
8.709-312.0	306925	Natural
8.709-314.0	306935	Nylon
Replacement Brushes		
8.709-313.0	306927	Natural
8.709-316.0	306937	Nylon



Truck Wash Brush

- Flag-tipped
- Soft bristle
- ACME thread for Super Handles, or broom handles



Part No	Original No	Description
8.709-298.0	306800	2-1/2" Bristle w/ Bumper x 10"
8.709-303.0	306818	2-1/2" Bristle x 18"
8.709-304.0	306824	2-1/2" Bristle x 24"
8.709-305.0	306860	60" Flow Thru Lance*

*with Acme Thread and Garden Hose Attachment

Deck Scrub Brush – Over / Under

- Not a Flow Thru
- Excellent chemical resistance
- Use with threaded handle
- Trimmed for cleaning hard-to-reach areas
- Stiff polypropylene bristle for aggressive cleaning
- Unique heavy-duty scrub brush with multi-level / angle.
- 10" molded polypropylene foam block does not warp or absorb water



Part No	Original No	Description
8.709-302.0	306812	Deck Scrub Brush

Tractor Brush – Soft for gentle cleaning of fine finishes.

Part No	Original No	Description
8.709-298.0	306802	Flag Tip Window 10"



Compact Foamer

Legacy

Generates a high-density clinging foam for extended dwell-time to increase chemical action.

- Stainless-steel, aluminum and brass
- 5" long, 1" diameter
- 4 and 6.5 nozzle included
- 1 to 5 GPM
- 195°F
- 2500 PSI



Part No	Original No	Description
8.903-998.0	344022V	1/8" F Inlet
8.903-999.0	344023V	1/4" F Inlet

NOTE: Most cleaning chemicals perform best when applied at 120°-150°F and can be applied as a foam by adding a foaming agent. See your chemical supplier to obtain the correct product.

Foam Cannon

The ideal Foam Generator Application Accessory meters the foaming chemical for customized foam type and applies the foam to match the application.

- Brass meter valve
- 3000 PSI max pressure
- High-impact, glass-filled body
- 4.8 GPM max flow
- Stainless-Steel Foam Turbulator
- 176°F max temperature
- 1/4" FPT lance connect
- Stainless-steel 1.5mm orifice (#5.5 nozzle equivalent)



Part No	Original No	Description
8.710-125.0	344030	Foam Cannon / Injector
8.710-126.0	344032	Foam Cannon / Injector / Bottle
8.704-222.0	113011	Replacement Turbulator Screen

Air-Power Sprayers

- Pump-up style
- Heavy-duty plastic sprayers for chemical applications
- Both models have Adj. Nozzle — from mist to solid stream
- 2-gallon unit has 2' hose and hand trigger
- Excellent chemical resistance
- Locking hand pump handle serves as carrying handle



Part No	Original No	Description
8.704-703.0	118842	Thumb Button 3 Pint
8.704-702.0	118835	2-Gallon Sprayer

Foam Jet Kit

AP

Long-distance foam applicator. Shoots OVER 20 FEET of dense foam. Suction at 30 feet of height. Variable spray pattern.

- 5000 PSI
- 140°F
- 5.6 GPM
- 33' Tube
- 14" inlet

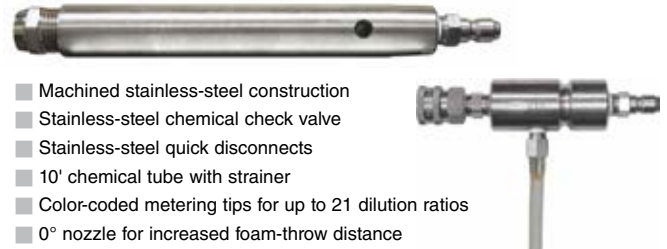


Part No	Description
8.750-296.0*	Kit, Foam Jet, 5000 PSI, 5.6 GPM
8.750-429.0	Kit, Repair, Foam Jet Orings / Stainless-Steel Filter
8.750-430.0	Kit, Repair, Foam Jet, Hose / Valve / Filter

* Includes tubing and fittings as shown

Lafferty Airless Foam Kit

- Machined stainless-steel construction
- Stainless-steel chemical check valve
- Stainless-steel quick disconnects
- 10' chemical tube with strainer
- Color-coded metering tips for up to 21 dilution ratios
- 0° nozzle for increased foam-throw distance



Part No	Flow Rate@2000 PSI	@ 137.9 bar
8.749-908.0 (Model 10)	4.0 GPM	15.1 LPM
8.749-909.0 (Model 20)	6.0 GPM	22.7 LPM

Adjustable Foamer with Tank

Control the foam spray angle with the variable fan nozzle.

- PSI: 2600
- GPM: 5.3
- 140°F
- Horizontal variable fan nozzle
- Foam control adjustment knob



Part No	Description
8.710-124.0	Adjustable Foamer w/ Tank

Teflon® Thread Sealing Tape

- Big 1/2" x 520" roll
- Mil — spec #T27730



Part No	Original No	Description
8.704-705.0	118905	Thread Sealing Tape

PRESSURE WASHER ACCESSORIES

Thread Lock Products

- Direct replacement for LocTite® and Fel-Pro™ products
- Excellent lubricant; prevents corrosion and fretting
- ND™ anaerobic adhesives are liquid materials that cure to a solid, chemical-resistant plastic state when air is not present

Part No	Old No	Description	LocTite® Equiv	Bottle Size
8.704-644.0	112350	Nut Grade™	242	10 ml
8.704-645.0	112352	Nut Grade™	242	50 ml
8.704-646.0	112354	Nut Grade™	242	250 ml
8.704-648.0	112360	Stud Grade™	271	10 ml
8.704-649.0	112362	Stud Grade™	271	50 ml
8.704-650.0	112367	Penetrating Adhesive (Sealant)	290	10 ml

Nut Grade™ and Stud Grade™ are trademarks of the Oakland Corp. LocTite® is a registered trademark of the LocTite Corp.



Gloves – Industrial Duty

Industrial-grade gloves for most industry-needs — chemical / heat / abrasion / laceration protection.

8.704-669.0

- Black, 14" PVC glove lined with cotton for the most demanding chemical handling. Resists alkalines, acids — even works well as a sandblasting glove.



8.704-668.0

- Gray – Split Cowhide work gloves, 2-1/2" gauntlet unlined — great generalpurpose work glove.

Part No	Original No.	Description
8.704-668.0	116105	Gray Roughout
8.704-669.0	116114	Black PVC

Rain Suit – 2-Piece

- Heavy-duty, 2-ply laminated vinyl (25 mil)
- Jacket and pants
- Bright safety yellow
- Vented for air flow



Part No	Original No	Description
8.704-666.0	116100	Large
8.704-667.0	116101	Extra Large

Amazing Pocket Reference – Third Edition

A ton of information in a 5 oz book!

- Air and gases, Chemistry, Math
- Plumbing and pipe, Electrical, Automotive
- Electrical, Automotive
- Physical constants
- 3350 conversion factors
- Over 20 other subject areas



Part No	Original No	Description
8.712-505.0	449015	Pocket Reference

Shipping Tape and Dispenser

Big 2" x 110 yard rolls of clear. Biaxially-oriented polypropylene for secure packages.

- Heavy-duty tape dispenser with serrated blade



Part No	Original No.	Description
8.704-707.0	118916	Dispenser Boxed
8.901-249.0	118918	110 Yard Roll

Profit From Power Washing

Geared specifically to determining the profitability, feasibility, and marketability of owning a pressure washing business. It covers the methodology so crucial in both starting and operating a pressure washing service. Topics covered include:

- Marketable services
- Equipment selection
- Equipment use
- Personal safety
- Target markets
- Customer relations
- Estimating
- Advertising
- Chemical selection and use
- Important legal issues
- Much more...



Part No	Description
8.750-507.0	Profit From Power Washing

Yamada Pumps



Air-powered double diaphragm pump, “Reliable Performance Since 1905”. The answer to difficult product transfer problems. Air-drive allows freedom from electrical hazards or explosion-proof motor requirements. Choose from various wetted-parts materials to customize the pump to the chemical being pumped. Yamada’s smaller pumps are often used for pumping car wash chemical for ‘low-pressure’ functions. The 1/2” pump is also ideal for rapidly pumping oil, soap, etc., from 55 gallon barrels. Larger pumps are used for high-volume product transfer. Since all pumps are designed without rotating parts, they can also handle abrasive liquids such as ceramic slip, sand slurry, or enamel frit without damage. Have a unique challenge? Call us for help!

- 100 PSI / 180°F
- Environmentally-friendly non-lube air valve
- Automatic start/stop
- Non-stalling air valve — positive switching every stroke and won't ice up
- Outside accessible air valve — easy inspection and maintenance
- Bolted flange connections — leak-free and easy maintenance
- Built-in abrasion and chemical-resistance
- Virgin diaphragm materials last twice as long as other pumps
- 1/4" model deliver 3.4 GPM with 20-100 PSI drive air
- 1/2" models deliver 15 GPM with 20-100 PSI drive air
- 3/4" models deliver 19.5 to 27.3 GPM with 20-100 PSI drive air
- 1" models deliver 35.7 to 48.3 GPM with 20-100 PSI drive air
- Infinitely variable flow control regulated by opening or closing discharge side valve and/or fluctuating air supply



8.702-180.0



8.702-183.0

Part No	Old No	Intake and Discharge	Air Inlet w/ball valve	Air Exhaust w/B-I muffled	Pump Body	Diaphragm Material	Max Flow @ 100 PSI	Max Solid
8.702-180.0	100381	1/4" FPT	1/4" FPT	3/8" FPT	Poly	Teflon®	3.4 GPM	N/A
8.702-181.0	100382	1/4" FPT	1/4" FPT	3/8" FPT	Kyn	Teflon®	3 GPM	N/A
8.702-200.0	100410	3/8" FPT	1/4" FPT	3/8" FPT	Poly	Teflon®	6 GPM	1/32"
8.702-201.0	100411	3/8" FPT	1/4" FPT	3/8" FPT	Poly	Santoprene®	6 GPM	1/32"
8.702-182.0	100383	1/2" FPT	1/4" FPT	3/8" FPT	Poly	Hytrel®	15 GPM	1/32"
8.702-183.0	100384	1/2" FPT	1/4" FPT	3/8" FPT	Poly	Santoprene®	15 GPM	1/32"
8.702-184.0	100385	1/2" FPT	1/4" FPT	3/8" FPT	Poly	Teflon®	15 GPM	1/32"
8.702-187.0	100391	3/4" FPT	1/4" FPT	3/4" FPT	Poly	Neoprene	27.3 GPM	1/16"
8.702-188.0	100392	3/4" FPT	1/4" FPT	3/4" FPT	Poly	Buna-N	27.3 GPM	1/16"
8.702-189.0	100393	3/4" FPT	1/4" FPT	3/4" FPT	Poly	Hytrel®	27.3 GPM	1/16"
8.702-190.0	100394	3/4" FPT	1/4" FPT	3/4" FPT	Poly	Teflon®	27.3 GPM	1/16"
8.702-191.0	100395	3/4" FPT	1/4" FPT	3/4" FPT	Alum	Buna-N	27.3 GPM	1/16"
8.702-192.0	100396	1" FPT	3/8" FPT*	3/4" FPT	Poly	Neoprene	48.3 GPM	3/16"
8.702-193.0	100397	1" FPT	3/8" FPT*	3/4" FPT	Poly	Hytrel®	48.3 GPM	3/16"
8.702-194.0	100398	1" FPT	3/8" FPT*	3/4" FPT	Poly	Teflon®	48.3 GPM	3/16"
8.702-195.0	100399	1" FPT	3/8" FPT*	3/4" FPT	Alum	Hytrel®	35.7 GPM	3/16"
8.702-202.0	100415	1-1/2" FPT	1/2" FPT*	3/4" FPT	Alum	Buna-N	116 GPM	9/32"

*With air-cock instead of ball valve

Diaphragm Kits for Yamada Pumps



To minimize downtime, Yamada pumps are designed for quick, trouble-free maintenance. Pump diaphragms, balls and seats can be replaced in 20 minutes or less and with little chance of leaks commonly associated with other diaphragm pumps.



- Kits include everything required for routine maintenance

Part No	Old No	Kit	Pump Size	Yamada Pump No.
8.703-277.0	105004	Teflon®	1/4"	100381
8.703-278.0	105006	Hytrel®	1/2"	100383
8.703-279.0	105008	Santoprene	1/2"	100384
8.703-281.0	105010	Teflon®	1/2"	100385
8.703-282.0	105012	Neoprene	3/4"	100391
8.703-283.0	105014	Buna	3/4"	100392

Part No	Old No	Kit	Pump Size	Yamada Pump No.
8.932-947.0	105018	Teflon®	3/4"	100394
8.703-284.0	105022	Neoprene	1"	100396
8.703-285.0	105024	Hytrel®	1"	100397
8.703-286.0	105026	Teflon®	1"	100398
8.703-320.0	105150	Buna	1-1/2"	100415

NOTE: Individual components (O-rings or diaphragms only, for example) also available. Call for pricing and delivery.