

CUDA[®]

Kärcher Group



2216 SERIES

A powerful punch bundled in a compact package

CUDA KÄRCHER GROUP | TOP-LOAD AUTOMATIC AQUEOUS PARTS WASHER

 **Lorchem
Technologies, Inc.**

1150 Davis Road, Suite J • Elgin, IL 60123
(800) 788-8867 • info@lorchem.com • www.lorchem.com

We Know How To Get Things **CLEAN**

2216 SERIES



A powerful punch bundled in a compact package

The 2216 Series is a compact top-load automatic, aqueous parts washer with a 22" turntable and 16" work height that fits most commercial applications. It features a 1 HP mechanical seal with flush tube style pump.

Aqueous parts washers clean faster and better without using harmful solvents!

Cuda automatic parts washers provide a safe and efficient solution to cleaning parts because they don't use harmful cleaning solvents to clean. Our automatic parts washers also provide a time-saving, easy parts cleaning solution for your staff allowing them to simultaneously clean parts while performing other tasks.



1 Automatic Low-Water Shutoff

- Safeguards heating element from undue wear.
- Instantly turns the parts washers off if the water level drops too low.

2 Oil Collection

- Built-in oil skimmer and optional oil drain container removes and collects oil from cleaning solution in sump.

3 Customize and Accessorize


- Customize your parts washer to your specific needs, like this pneumatic power brush, so washing becomes the easiest part of the work day.

4 Detergents Extend Your Warranty

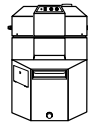
- The 90-day labor warranty for all Cuda Kärcher Group parts washers is automatically extended to a 1-year labor warranty with exclusive use of our solvent free detergents. Our parts washers are also covered by a 1-year parts warranty.

TECHNICAL DATA AND EQUIPMENT

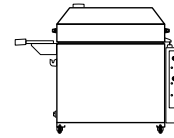
Top-Load Series Comparison



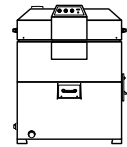
2412 SERIES



2216 SERIES



SJ SERIES



2518 SERIES

Features

- Close Coupled Sealed Pump: 1 HP / 28 GPM / 30 PSI
- 500 lbs. Load Capacity, determined with even weight distribution
- 23 Gal. Sump Capacity
- 4.5 kW Heater / 1.8 kW Heater for 115V model
- Automatic Oil Skimmer
- Low Water Shutdown
- Casters
- Machine: 42"L x 32"W x 52"H
- Shipping: 54"L x 48"W x 59"H

Technical data

Model	Part No.	Working Height	Turntable Diameter	Volt/PH	Total Amps	Electric Heater (kW)	Ship Wt (lbs)
Standard Models							
2216	1.043-451.0	16"	22"	115/1	15	2	616
2216	1.043-452.0	16"	22"	230/1	28	4.5	616
2216	1.043-453.0	16"	22"	208/1	30	4.5	616
2216	1.043-454.0	16"	22"	230/3	20	6	616
2216	1.043-455.0	16"	22"	460/3	10	6	616
2216	1.043-456.0	16"	22"	575/3	8	6	616
2216	1.043-457.0	16"	22"	208/3	21	6	616
Stainless Steel Models							
2216	1.043-528.0	16"	22"	115/1	15	2	616
2216	1.043-529.0	16"	22"	230/1	28	4.5	616
2216	1.043-530.0	16"	22"	208/1	30	4.5	616
2216	1.043-531.0	16"	22"	230/3	20	6	616
2216	1.043-532.0	16"	22"	460/3	10	6	616
2216	1.043-539.0	16"	22"	575/3	8	6	616
2216	1.043-534.0	16"	22"	208/3	21	6	616

NOTE: All stainless steel models come with standard cast pump. All wetted surfaces are stainless steel.

Standard Accessories

Part No.	Description
8.725-259.0	Preferred Options Package - Contains Parts Basket, Containment Ring, Oil Container

Optional Accessories

Part No.	Description	Part No.	Description
8.725-262.0	Automatic Water Fill	8.725-267.0	Heater Timer, 24 hour 7 day
8.705-955.0	22" Containment Ring	8.725-268.0	Heater & Skimmer Timer, 24 hour 7 day
8.725-244.0	Deluxe Kit: Detail and Power Brush	9.802-283.0	Hour Meter
8.725-250.0	Detail Brush with Pump	8.731-254.0	Light Duty Small Parts Basket (8" x 8"x 4")
8.725-258.0	Pneumatic Power Brush	9.102-237.0	Lid for Light Duty Small Parts Basket
8.924-172.0	Oil Drain Container	8.753-825.0	Light Duty Medium Parts Basket (16"x 12"x 6")
8.725-269.0	Filtration	9.102-230.0	Lid for Light Duty Medium Parts Basket
8.725-255.0	60 Mesh Insert for Debris Screen Tray	8.723-214.0	Gray Spray Paint
8.707-034.0	Wastewater Drum Evaporator Belt		

Contact us for more information:



1150 Davis Road, Suite J • Elgin, IL 60123

(800) 788-8867 • info@lorchem.com • www.lorchem.com

We Know How To Get Things **CLEAN**